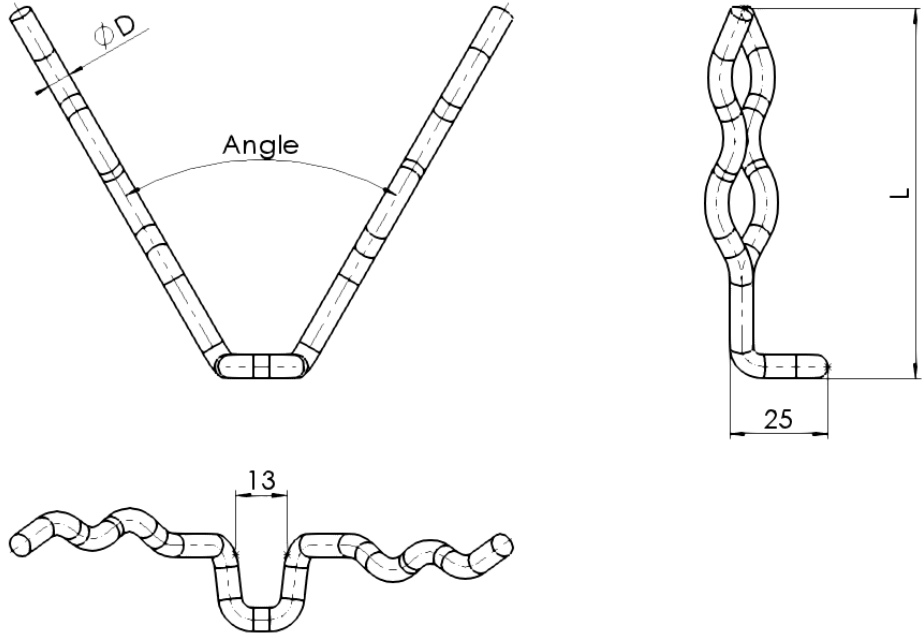


# VS.6(60)-100-310

TYPE Ø ANGLE LENGTH L ALLOY



Anchors are manufactured with a DIN EN 10278 (DIN 671) cold drawn wire, by robots using hydraulic tools. That allows minimizing bend marking and avoids micro cracks



Our recommendations :

- Always cap your anchors, it will give a small space into which the thermal expansion steel alloy (higher than castable) can move without creating stress and possibly damaging in the castable.
- The bent foot allows easier 90° positioning on steel casing and makes welding longer /stronger



France – phone : + 33 3 66 50 00 30  
 anchorscontact@gmail.com  
 www.anchorsforrefractory.com

Options :



A5-01  
02-2015

This drawing is the property of ANCHORS unauthorised use and / or reproduction of the drawing is prohibited. Informations mentioned are guide lines only and can be modified without previous notice .Please contact us if you want a liable specification